

WMBCF240C



CATEGORY BLAST CHILLER/FREEZERS

RANGE

**Blast Chiller
Roll In 900mm**

UNIT

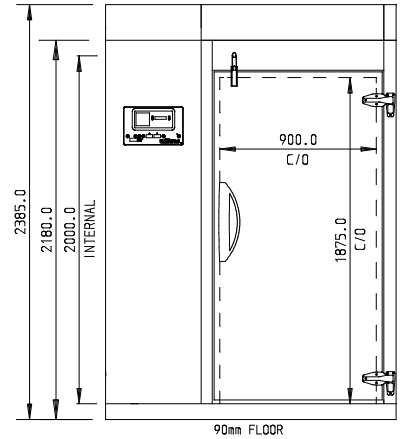
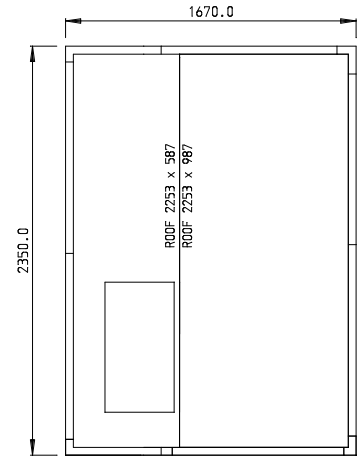
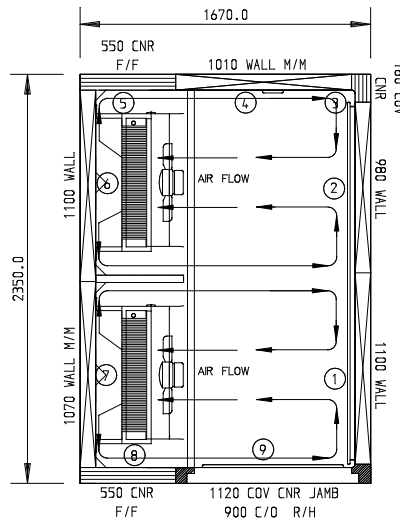
CHILLER/FREEZER

TYPE

REMOTE

DOORS

1



SPECIFICATIONS

CAPACITY - CHILLING/FREEZING PER 90/240 MIN CYCLE #		240 kg
CAPACITY 2/1 COMBI TROLLEY	BLAST CHILLER/FREEZER	2
DIMENSIONS BLAST FREEZER W X D X H	BLAST CHILLER/FREEZER	1670 W x 2350 D x 2385 H
WEIGHT UNPACKED (KG)		650 kg
DOOR TYPE		SD (Solid Door)
FINISH (INTERIOR AND EXTERIOR)		SS (Stainless Steel)

ELECTRICAL

POWER SUPPLY - 3 PHASE*		20 amp
FRIDGE MODELS	BLAST RUNNING AMPS	7.7

GAS TYPE

REFRIGERANT		R404a
--------------------	--	-------

REFRIGERATION WATTAGES FOR REMOTE UNITS

CHILLER/FREEZER		22.5kW @ -15°C SST
------------------------	--	--------------------

*Blast Chiller/Freezers are rated for 415 v 50 Hz Three Phase.

**All Freezer and Chiller/Freezer models are supplied with additional 90mm floor

Based on Blast chilling of 50 mm max depth of uncovered dense food such as mashed potato. Times will vary depending on the container and food types as well as the thermal conductivity of the food.