

# SCD



# SCD 400

## Ice Bin for Modular Ice Machines

**SKOPE**

**ITV** |   
ICE makers

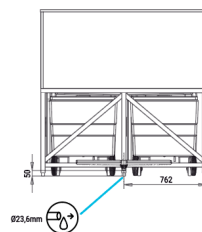
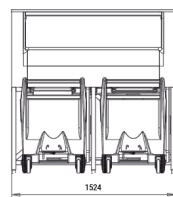
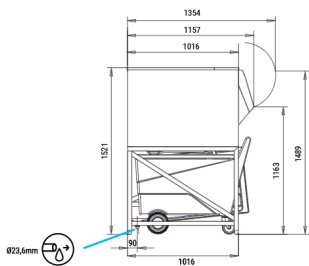


### Features



- 413kg ice storage capacity
- Strong solid AISI 304 stainless steel box-type frame
- Hard sanitary polyethylene vat, resistant to blows, and scratches
- Easy cleaning design<sup>®</sup>: seamless one-piece vat with rounded corners, avoiding possible dirty points and facilitating cleaning
- Drainage system that collects and drives the water to the drain keeping the bin and floor clean & dry
- Large capacity easy cart<sup>®</sup>, up to 112 kg of ice (70 kg with buckets); ergonomic, easy to move with little effort
- Easy cart<sup>®</sup> has a braking and drainage system
- Easy cart<sup>®</sup> is made of sanitary polyethylene, with smooth surface to facilitate cleaning. It includes a cover to prevent dirt from contaminating the ice
- Buckets for distributing ice quickly and effortlessly can be included

### Machine Specifications



**Machine dimensions** 1524 x 1016 x 1520mm

**Packed dimensions** 1630 x 1240 x 1660mm

**Weight** 140kg

**Floor area** 3.36m<sup>2</sup>

**Storage bin capacity** 637kg (413kg in bin & 224 in carts)

### Supplied Accessories



Water Outlet Hose



Large Scoop



Ice Paddle



Ice Paddle Support

### Water Filter

A Watermark approved\* water filter, suitable for the water type at the place of installation must be used. SKOPE can provide a water filter that protects the Ice Maker, and ensures proper function and high quality ice production. Service or repair due to absence of a suitable water filter will not be covered by SKOPE warranty. Contact SKOPE for more information.

\*Watermark approval is only applicable to Australian installations. Elsewhere, a suitable water filter must be used