

# DELTA

CHEST FREEZER



#### FEATURES INCLUDE:

Castor wheels  
Lockable lids

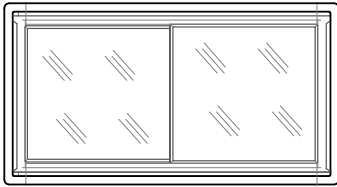
Internal baskets  
Sliding curved glass lids

# DELTA

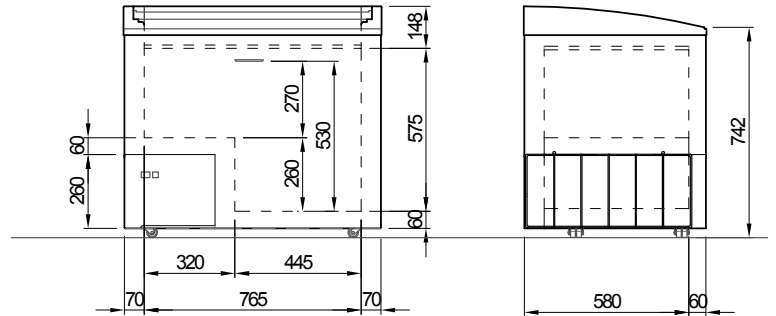
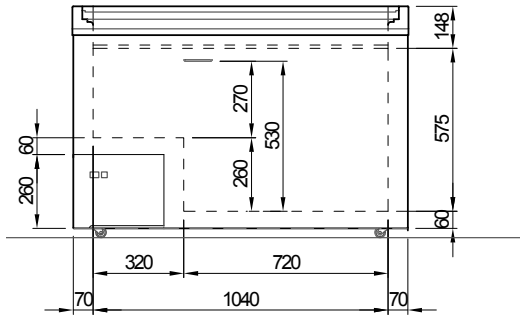
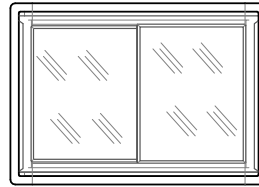
## CHEST FREEZER



DELTA 735



DELTA 725



DELTA	725	735
Operating Temp. (C)	-18/-25	-18/-25
Refrigeration	Static/R507A	
Defrost	Manual	
Power Supply	230V/1Ph/10 Amp plug	
Operating Current (Amp)	1.0	1.0
Nominal Power (W)	200	200
Energy Consumption (kWh/24h)	1.37	1.62
Condensing Unit	Ventilated	
Total Capacity (Itr)	167	242
Length (mm)	1009	1184
Height incl. castors (mm)	823	823
Depth incl. bumper (mm)	640	640
Weight w/o packaging (kg)	50	65

\* Climate class 7 (35°C, 70%R/H)