

BTG RF6

GLASS TOWER SERIES

REFRIGERATED FOOD
DISPLAY CABINET



PRODUCT FEATURES

- Solid front heated glass
- Hinged rear door
- Deck forced refrigeration
- Double glazed
- Three adjustable shelves
- Ticket strips on shelves and base
- Undershelf and canopy LED lights
- Integral condenser
- Plinth, castors and skirt
- Self evaporating
- Rear condenser air intake and extract

CABINET DIMENSIONS & SPECIFICATIONS

Refrigerated 4⁰ factory set point

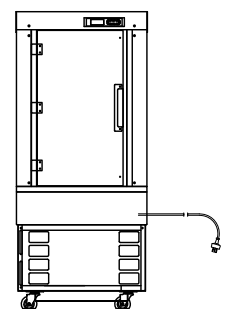
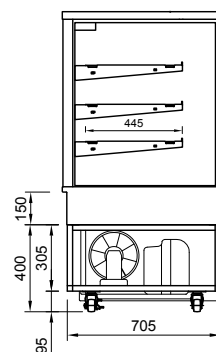
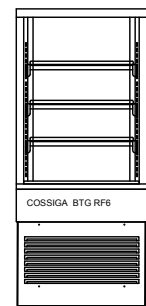
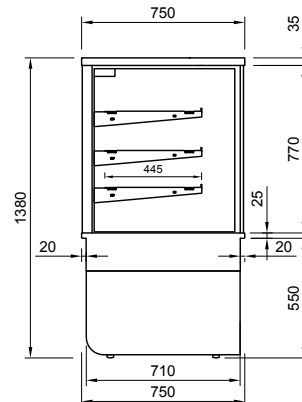
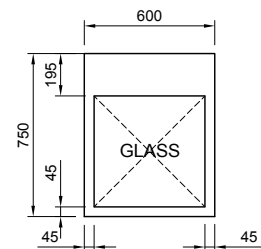
Model	Cabinet			Shelving no.	Shelf length	base tray w x d	Total food units	Display m ²	
	Length mm	Depth mm	Height mm						
BTGRF6	600	750	1380	3 + base	495 x 445	540 x 510	100 x 100	80	0.94

* prior to installation see, installation guidelines, ventilation requirements and drainage options documents

Refrigerant	Operating Current	Connection	Voltage
R134A	5.0 Amp	10amp 3 pin plug	50/60 Hertz 240V

ELECTRICAL POWER

Electrical power cord 1500mm
3 pin 10 amp 1 phase socket required.
240V
Maximum ambient operating
temperature climate class N max 32°C



Contact us **T** +649 580 8471 **F** +649 580 2514 **AUS. T** 1300 099 215
E info@Cossiga.com www.cossiga.com

BTG RF9

GLASS TOWER SERIES

REFRIGERATED FOOD
DISPLAY CABINET



PRODUCT FEATURES

- Solid front and top heated glass
- Sliding rear doors
- Deck forced refrigeration
- Double glazed
- Three adjustable shelves
- Ticket strips on shelves and base
- Undershelf and canopy LED lights
- Integral condenser
- Plinth, castors and skirt
- Self evaporating
- Rear condenser air intake and extract

CABINET DIMENSIONS & SPECIFICATIONS

Refrigerated 4⁰ factory set point

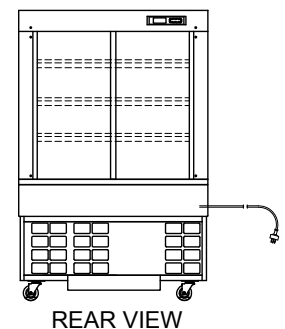
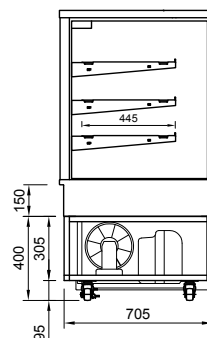
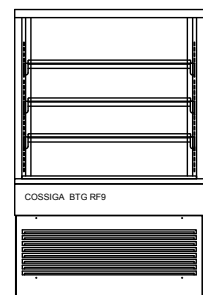
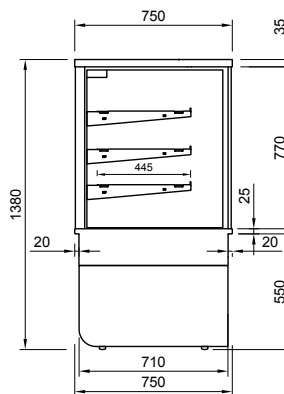
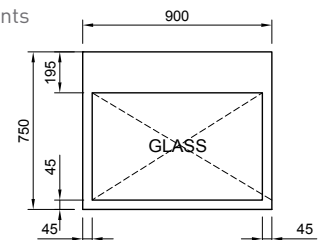
Model	Cabinet			Shelving no.	Shelf length	base tray w x d	Total food units	Display m2
	Length mm	Depth mm	Height mm					
BTGRF9	900	750	1380	3 + base	795 x 445	840 x 510	100 x 100 128	1.50

* prior to installation see, installation guidelines, ventilation requirements and drainage options documents

Refrigerant	Operating Current	Connection	Voltage
R134A	6.9 Amp	10amp 3 pin plug	50/60 Hertz 240V

ELECTRICAL POWER

Electrical power cord 1500mm
3 pin 10 amp 1 phase socket required.
240V
Maximum ambient operating
temperature climate class N max 32°C



Contact us **T** +649 580 8471 **F** +649 580 2514 **AUS. T** 1300 099 215
E info@Cossiga.com www.cossiga.com

BTG RF12

GLASS TOWER SERIES

REFRIGERATED FOOD
DISPLAY CABINET



PRODUCT FEATURES

- Solid front and top heated glass
- Sliding rear doors
- Deck forced refrigeration
- Double glazed
- Three adjustable shelves
- Ticket strips on shelves and base
- Undershelf and canopy LED lights
- Integral condenser
- Plinth, castors and skirt
- Self evaporating
- Rear condenser air intake and extract

CABINET DIMENSIONS & SPECIFICATIONS

Refrigerated 4⁰ factory set point

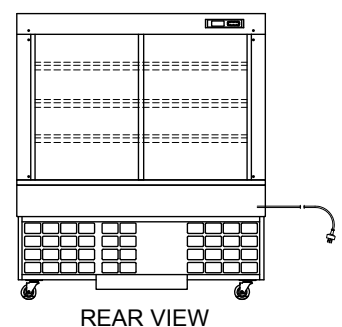
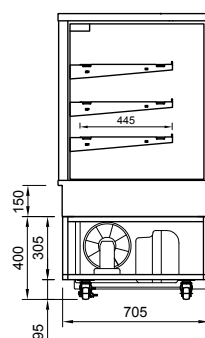
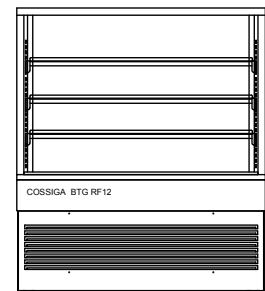
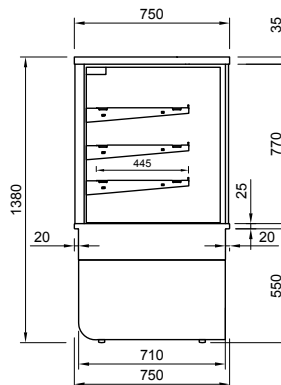
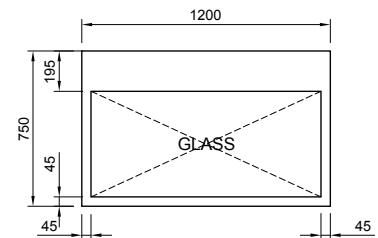
Model	Cabinet			Shelving no.	Shelf length	base tray w x d	Total food units	Display m ²
	Length mm	Depth mm	Height mm					
BTGRF12	1200	750	1380	3 + base	1095 x 445	1140 x 510	100 x 100 187	2.06

* prior to installation see, installation guidelines, ventilation requirements and drainage options documents

Refrigerant	Operating Current	Connection	Voltage
R134A	7.3 Amp	10amp 3 pin plug	50/60 Hertz 240V

ELECTRICAL POWER

Electrical power cord 1500mm
3 pin 10 amp 1 phase socket required.
240V
Maximum ambient operating
temperature climate class N max 32°C



Contact us **T** +649 580 8471 **F** +649 580 2514 **AUS. T** 1300 099 215
E info@Cossiga.com www.cossiga.com

BTG RF15 GLASS TOWER SERIES

REFRIGERATED FOOD
DISPLAY CABINET



PRODUCT FEATURES

- Solid front and top heated glass
- Sliding rear doors
- Deck forced refrigeration
- Double glazed
- Three adjustable shelves
- Ticket strips on shelves and base
- Undershelf and canopy LED lights
- Integral condenser
- Plinth, castors and skirt
- Self evaporating
- Rear condenser air intake and extract

CABINET DIMENSIONS & SPECIFICATIONS

Refrigerated 4^o factory set point

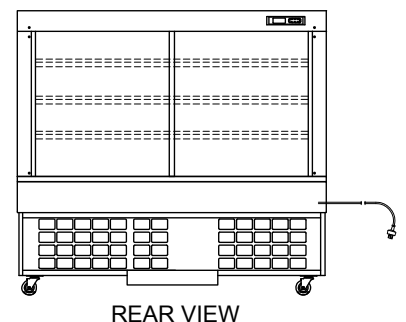
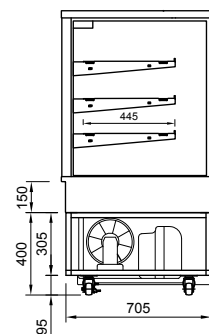
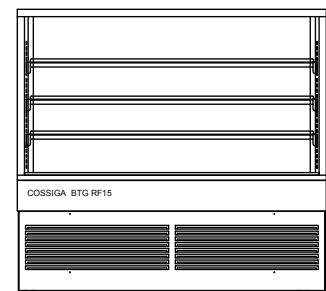
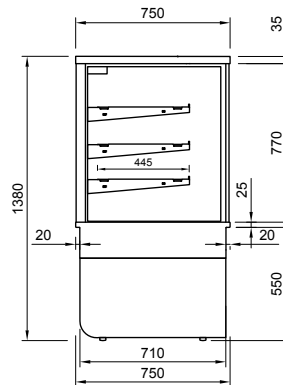
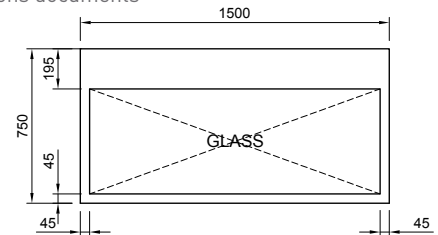
Model	Cabinet			Shelving no.	Shelf length	base tray w x d	Total food units	Display m2
	Length mm	Depth mm	Height mm					
BTGRF15	1500	750	1380	3 + base	1395 x 445	1440 x 510	100 x 100 238	2.60

* prior to installation see, installation guidelines, ventilation requirements and drainage options documents

Refrigerant	Operating Current	Connection	Voltage
R134A	8.0 Amp	10amp 3 pin plug	50/60 Hertz 240V

ELECTRICAL POWER

Electrical power cord 1500mm
3 pin 10 amp 1 phase socket required.
240V
Maximum ambient operating
temperature climate class N max 32°C



REAR VIEW



Contact us T +649 580 8471 F +649 580 2514 AUS. T 1300 099 215
E info@Cossiga.com www.cossiga.com

BTG HT6

GLASS TOWER SERIES

REFRIGERATED FOOD
DISPLAY CABINET



PRODUCT FEATURES

- Solid front and top glass
- Hinged rear door
- Deck forced heating
- Single glazed
- Four adjustable shelves
- Ticket strips on shelves and base
- Undershelf and canopy LED lights
- Plinth, castors and skirt

Heated 75° factory set point

CABINET DIMENSIONS & SPECIFICATIONS

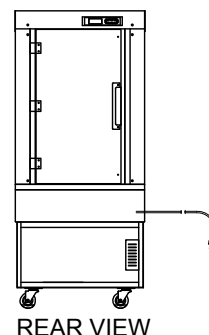
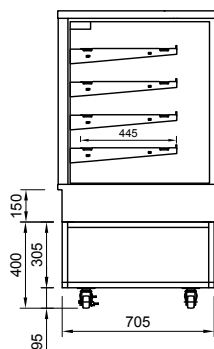
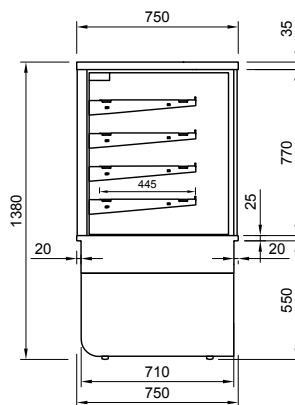
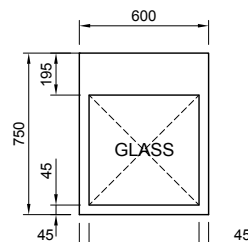
Model	Cabinet			Shelving no.	Shelf length	base tray w x d	Total food units	Display m2
	Length mm	Depth mm	Height mm					
BTGHT6	600	750	1380	4 + base	495 x 445	540 x 510	100	1.16

* prior to installation see, installation guidelines, ventilation requirements and drainage options documents

Operating Current	Connection	Voltage
7.2 Amp	10amp 3 pin plug	240V

ELECTRICAL POWER

Electrical power cord 1500mm
3 pin 10 amp 1 phase socket
required. 240V



Contact us **T** +649 580 8471 **F** +649 580 2514 **AUS. T** 1300 099 215
E info@Cossiga.com www.cossiga.com

BTG HT9

GLASS TOWER SERIES

REFRIGERATED FOOD
DISPLAY CABINET



PRODUCT FEATURES

- Solid front and top glass
- Sliding rear doors
- Deck forced heating
- Single glazed
- Four adjustable shelves
- Ticket strips on shelves and base
- Undershelf and canopy LED lights
- Plinth, castors and skirt

 Heated 75° factory set point

CABINET DIMENSIONS & SPECIFICATIONS

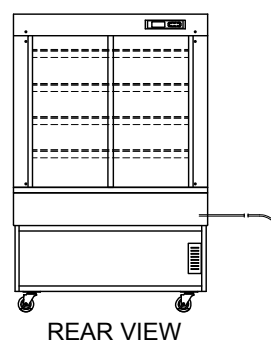
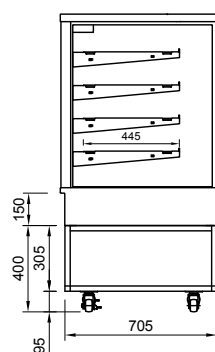
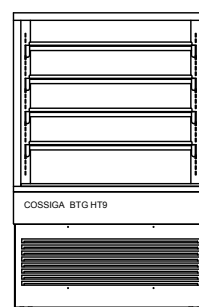
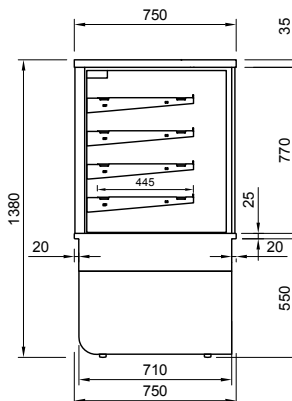
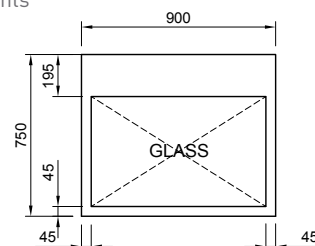
Model	Cabinet			Shelving no.	Shelf length	base tray w x d	Total food units	Display m2
	Length mm	Depth mm	Height mm					
BTGHT9	900	750	1380	4 + base	795 x 445	840 x 510	100 x 100	160

* prior to installation see, installation guidelines, ventilation requirements and drainage options documents

Operating Current	Connection	Voltage
7.2 Amp	10amp 3 pin plug	240V

ELECTRICAL POWER

Electrical power cord 1500mm
3 pin 10 amp 1 phase socket
required. 240V



Contact us **T** +649 580 8471 **F** +649 580 2514 **AUS. T** 1300 099 215
E info@Cossiga.com www.cossiga.com

BTG HT12

GLASS TOWER SERIES

REFRIGERATED FOOD
DISPLAY CABINET



PRODUCT FEATURES

- Solid front and top glass
- Sliding rear doors
- Deck forced heating
- Single glazed
- Four adjustable shelves
- Ticket strips on shelves and base
- Undershelf and canopy LED lights
- Plinth, castors and skirt

 Heated 75° factory set point

CABINET DIMENSIONS & SPECIFICATIONS

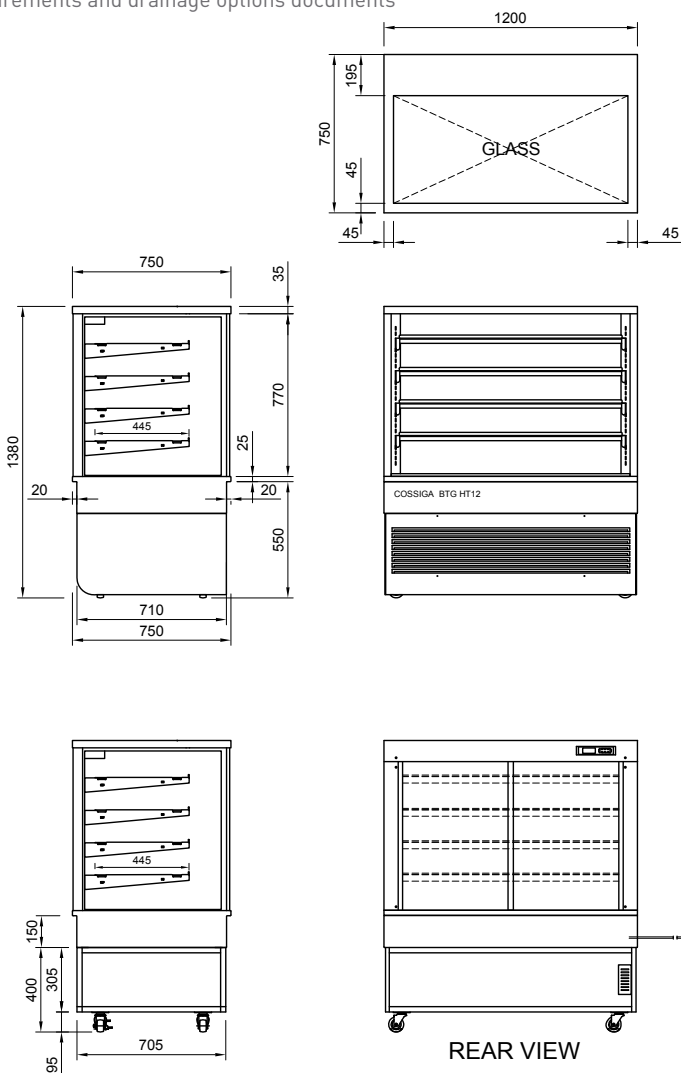
Model	Cabinet			Shelving no.	Shelf length	base tray w x d	Total food units	Display m2
	Length mm	Depth mm	Height mm					
BTGHT12	1200	750	1380	4 + base	1095 x 445	1140 x 510	100 x 100 231	2.55

* prior to installation see, installation guidelines, ventilation requirements and drainage options documents

Operating Current	Connection	Voltage
8.6 Amp	10amp 3 pin plug	50/60 Hertz 240V

ELECTRICAL POWER

Electrical power cord 1500mm
3 pin 10 amp 1 phase socket
required. 240V



Contact us **T** +649 580 8471 **F** +649 580 2514 **AUS. T** 1300 099 215
E info@Cossiga.com www.cossiga.com

BTG AB9

GLASS TOWER SERIES

REFRIGERATED FOOD
DISPLAY CABINET



PRODUCT FEATURES

- Solid front and top glass
- Sliding rear doors
- Circulation fan
- Single glazed
- Four adjustable shelves
- Ticket strips on shelves and deck
- Undershelf and canopy LED lights
- Plinth, castors and skirt



CABINET DIMENSIONS & SPECIFICATIONS

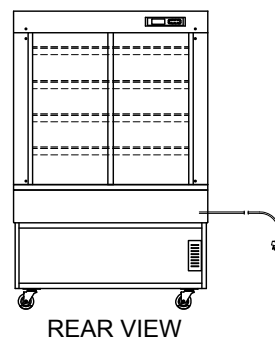
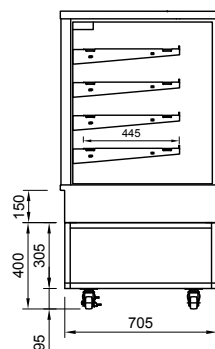
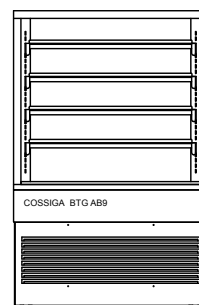
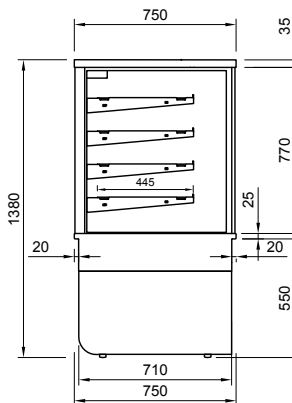
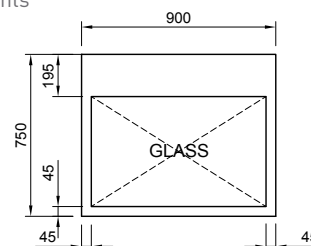
Model	Cabinet			Shelving no.	Shelf length	base tray w x d	Total food units	Display m2
	Length mm	Depth mm	Height mm					
BTGAB9	900	750	1380	4 + base	795 x 445	840 x 510	100 x 100	160

* prior to installation see, installation guidelines, ventilation requirements and drainage options documents

Operating Current	Connection	Voltage
1.21 Amp	10amp 3 pin plug	240V

ELECTRICAL POWER

Electrical power cord 1500mm
3 pin 10 amp 1 phase socket
required. 240V



Contact us **T** +649 580 8471 **F** +649 580 2514 **AUS. T** 1300 099 215
E info@Cossiga.com www.cossiga.com

BTG AB12

GLASS TOWER SERIES

REFRIGERATED FOOD
DISPLAY CABINET



PRODUCT FEATURES

- Solid front and top glass
- Sliding rear doors
- Circulation fan
- Single glazed
- Four adjustable shelves
- Ticket strips on shelves and deck
- Undershelf and canopy LED lights
- Plinth, castors and skirt



CABINET DIMENSIONS & SPECIFICATIONS

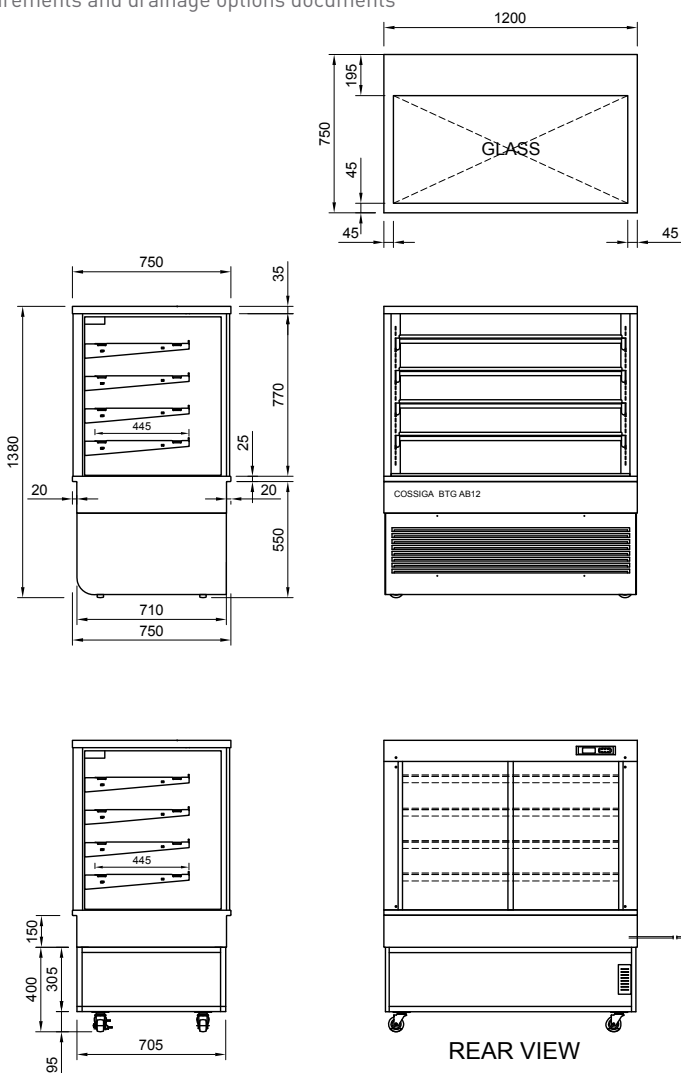
Model	Cabinet			Shelving no.	Shelf length	base tray w x d	Total food units	Display m2
	Length mm	Depth mm	Height mm					
BTGAB12	1200	750	1380	4 + base	1095 x 445	1140 x 510	100 x 100 231	2.55

* prior to installation see, installation guidelines, ventilation requirements and drainage options documents

Operating Current	Connection	Voltage
1.21 Amp	10amp 3 pin plug	50/60 Hertz 240V

ELECTRICAL POWER

Electrical power cord 1500mm
3 pin 10 amp 1 phase socket
required. 240V



Contact us **T** +649 580 8471 **F** +649 580 2514 **AUS. T** 1300 099 215
E info@Cossiga.com www.cossiga.com